

Welcome to KidsFox

– It's getting easy!

KidsFox allows you to stay up-to-date with your child's daycare activities in one place - no more paper messages or missed calls! Through the platform you can also get in touch easily with the school yourself if needed.






You can access KidsFox on your phone using the mobile app, or on your computer or tablet via the WebApp.


KidsFox
by FoxEducation



<https://foxeducation.com/en/kidsfox/downloads>

These practical **features** make daycare management easier:

-  In case of urgent events like illnesses you will be informed via **emergency text messages**. This way, you'll receive the information even if your app notifications are inactive at that time.
-  Reporting **sick leave** or **absences** and the related confirmations are simply done through KidsFox, avoiding lengthy calls and waiting in line.
-  Your child's **events** and **appointments** are presented in a manageable list and can be exported to your personal calendar.
-  You'll receive **messages** and **updates** directly from educators digitally, ensuring that important information doesn't get lost on paper or in the rush of picking up your child.
-  You can reduce your communication efforts by providing important feedback through **survey** responses, read **receipts**, or a **digital signature**.



Activate your KidsFox account

- You will receive a personal invitation code* from your daycare centre. Access KidsFox as an app or WebApp and click on "Create Account" on the registration page.
- Now enter your invitation code here. (Note that the invitation code consists only of numbers and lowercase letters)
- Choose an email address and password for your account.
- In addition to a secure password, use an email address that you can remember and have long-term access to.
You will need access to this email address to reset your password if needed.
For this reason, registration with a phone number is not possible.

* Multiple parents can be connected to one child - feel free to share the code with other legal guardians.



Are you more of a visual type?

Do you prefer visual instructions? Watch these initial steps directly in the app. We have created a detailed video in which we show you the described steps directly in KidsFox.

Discover the video: <https://zammad.foxeducation.com/help/en-gb/36-first-steps-for-parents/148-how-can-i-register-as-a-parent-kidsfox>






Feel free to use KidsFox for multiple siblings in parallel.



Do you have more than one child communicating through KidsFox at the same daycare centre?

Of course, you can add multiple children to the same account. Simply log in as usual (with the same email address and password) and enter the received invitation code under "Add Code."

If one of your children transitions to school, you can continue to use the same account.



And there's more: with SchoolFox.



Us Foxies want to accompany families as a secure communication tool throughout the entire educational journey.

That's why we developed SchoolFox. The transition to school comes with many changes.

However, you can easily continue your account in the SchoolFox app. You just need to add the new invitation code you received from your school.



Tasks grow with the children.



Would you like to enjoy the benefits of KidsFox in school as well? Then tell your child's teachers about it and refer them to sales@foxeducation.com for any questions.



Support Centre



We won't leave you alone in using our apps further. Our support Foxies are here for you with guidelines, explanatory videos, or personal contact for any questions.

foxeducation.com/en/foxeducation/support